

# MONTHLY MEMBERSHIP PROGRESS REPORT

District 32 C

Results as of: 11/30/2023

GMT:

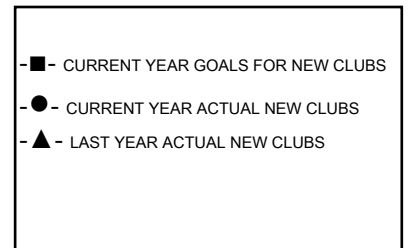
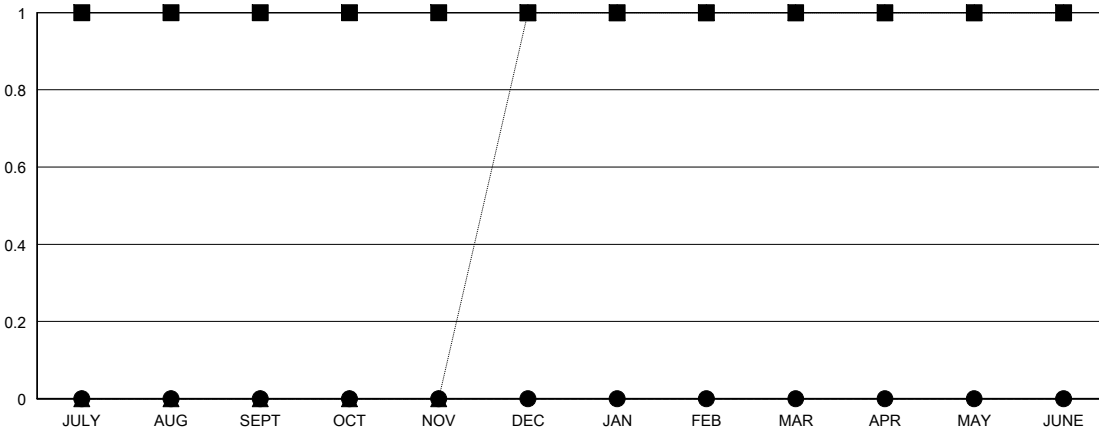
LOCATION SOUTH CAROLINA

GMT CA

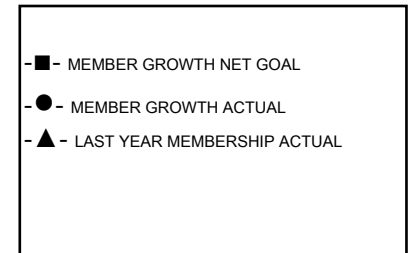
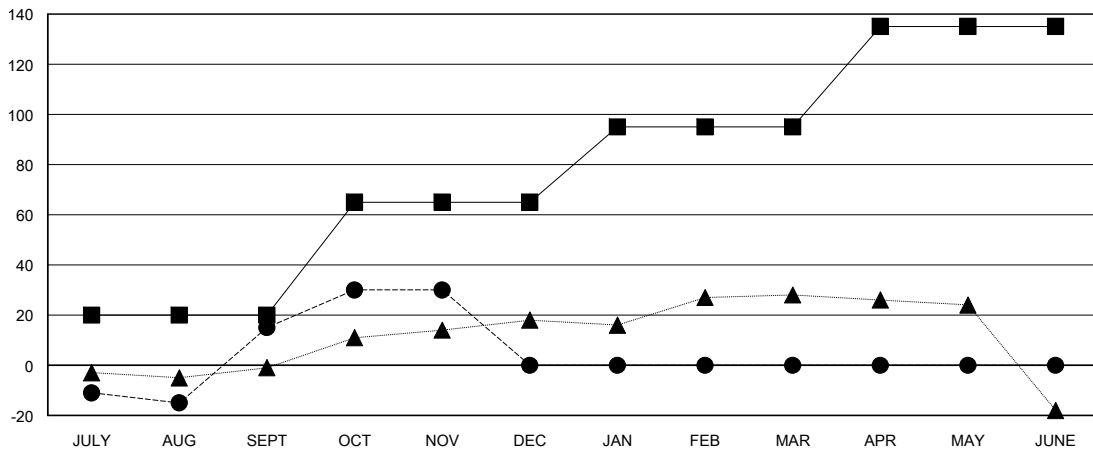
| Clubs                 |               |           |               |
|-----------------------|---------------|-----------|---------------|
| RESULTS FOR 2023-2024 |               |           |               |
| QUARTER               | NEW CLUB GOAL | NEW CLUBS | DROPPED CLUBS |
| JULY/AUG/SEPT         | 1             | 0         | 0             |
| OCT/NOV/DEC           | 0             | 0         | 1             |
| JAN/FEB/MAR           | 0             | 0         | 0             |
| APR/MAY/JUNE          | 0             | 0         | 0             |

| Members               |                        |                      |  |
|-----------------------|------------------------|----------------------|--|
| RESULTS FOR 2023-2024 |                        |                      |  |
| QUARTER               | MEMBER GROWTH NET GOAL | MEMBER GROWTH ACTUAL | DROPPED MEMBERS ACTUAL (including transfers) |
| JULY/AUG/SEPT         | 20                     | 71                   | 46   |
| OCT/NOV/DEC           | 45                     | 46                   | 31   |
| JAN/FEB/MAR           | 30                     | 0                    | 0  |
| APR/MAY/JUNE          | 40                     | 0                    | 0  |

GOALS AND ACTUAL NEW CLUBS CUMULATIVE



GOALS AND ACTUAL MEMBERS CUMULATIVE



|                        |           |
|------------------------|-----------|
| DROPPED CLUBS: 1       |           |
| <b>DROPPED MEMBERS</b> |           |
| DECEASED               | 6         |
| CLUB CANCELLED         | 6         |
| OTHER                  | 64        |
| <b>TOTAL</b>           | <b>76</b> |

26 CLUBS OF 60 ADDED 1 OR MORE NEW MEMBERS

| GENDER DISTRIBUTION |              |
|---------------------|--------------|
| MALE                | 954 (66.90%) |
| FEMALE              | 472 (33.10%) |

[CLICK HERE FOR CUMULATIVE MEMBERSHIP DATA](#)

|                                 |     |
|---------------------------------|-----|
| TOTAL FAMILY UNIT MEMBERS       | 221 |
| FAMILY MEMBERS PAYING HALF DUES | 111 |